



**Demographic Overview For A 3 Mile Radius from Subject Property\***

Persons	111,850	Families	26,043
Households	34,247	Persons Per Household	3.3
Percent Children	30.29 %		

**Age Distribution**



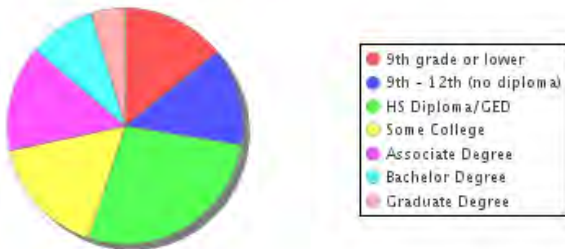
**Occupancy - Rent vs Own**



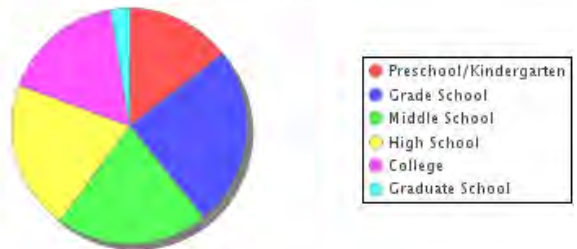
Source: 2010 Census / US Census Bureau

House Median Year Built	1986	Per Capita Income	\$18,456
Average Home Value	\$185,065	Average Household Income	\$48,782
Average Rent	\$1,247		

**Education Attained**



**Education - Current Enrollment**



**Family Type**



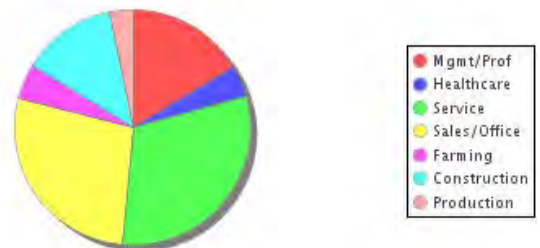
**Place Of Employment**



**Year Built Distribution**



**Occupation**



Source: 2018 American Community Survey, 5 year estimates / US Census Bureau

\*Includes all data from census blocks completely or partially located inside the noted radius.

