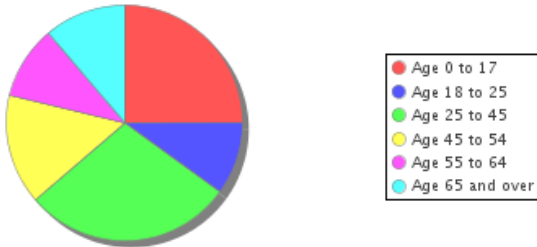




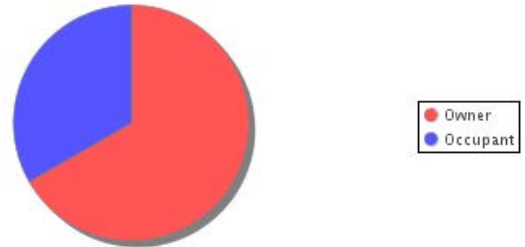
**Demographic Overview For A 1 Mile Radius from Subject Property\***

Persons	33,899	Families	8,136
Households	11,701	Persons Per Household	2.9
Percent Children	25.04 %		

**Age Distribution**



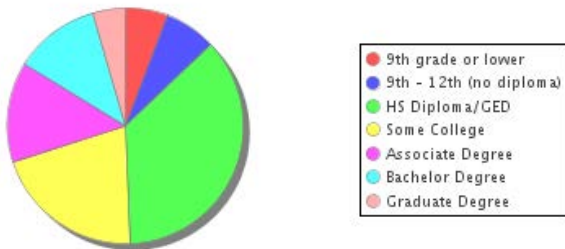
**Occupancy - Rent vs Own**



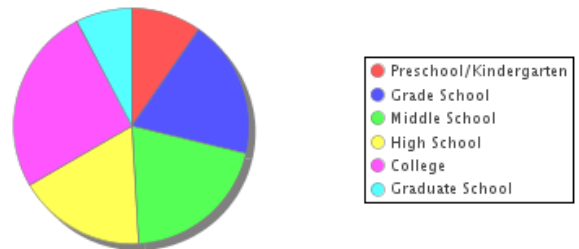
Source: 2010 Census / US Census Bureau

House Median Year Built	1977	Per Capita Income	\$23,019
Average Home Value	\$184,944	Average Household Income	\$48,684
Average Rent	\$1,365		

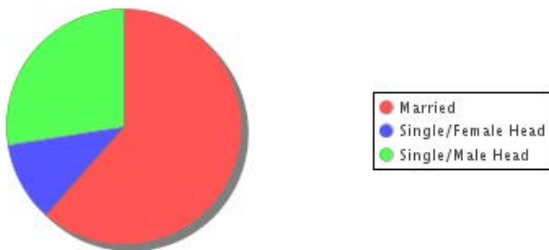
**Education Attained**



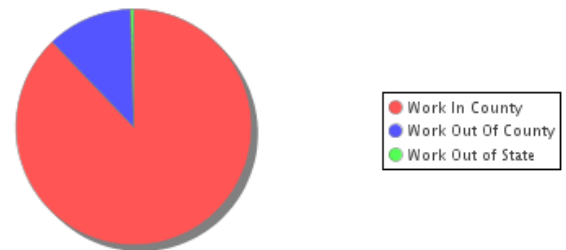
**Education - Current Enrollment**



**Family Type**



**Place Of Employment**



**Year Built Distribution**



**Occupation**



Source: 2018 American Community Survey, 5 year estimates / US Census Bureau

\*Includes all data from census blocks completely or partially located inside the noted radius.

