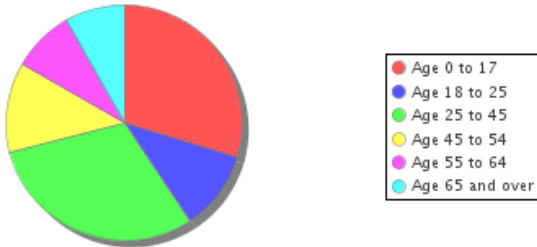




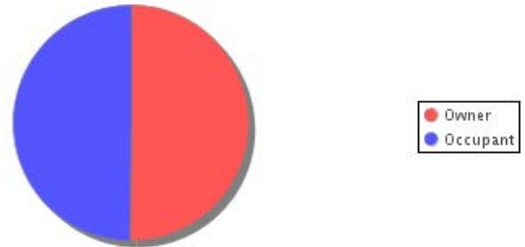
**Demographic Overview For A 3 Mile Radius from Subject Property\***

Persons	101,689	Families	23,671
Households	31,402	Persons Per Household	3.2
Percent Children	29.91 %		

**Age Distribution**



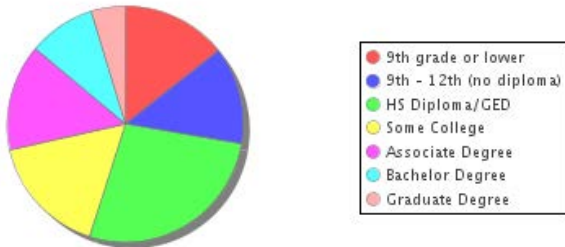
**Occupancy - Rent vs Own**



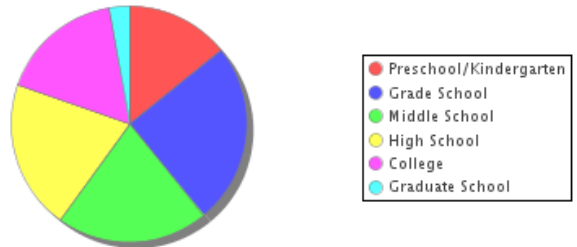
Source: 2010 Census / US Census Bureau

House Median Year Built	1986	Per Capita Income	\$18,610
Average Home Value	\$188,919	Average Household Income	\$49,425
Average Rent	\$1,244		

**Education Attained**



**Education - Current Enrollment**



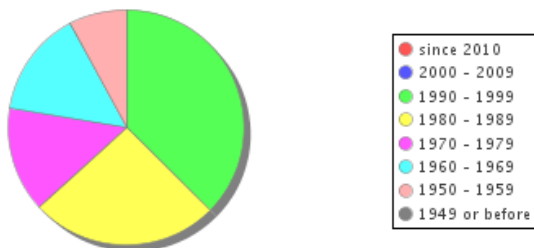
**Family Type**



**Place Of Employment**



**Year Built Distribution**



**Occupation**



Source: 2018 American Community Survey, 5 year estimates / US Census Bureau

\*Includes all data from census blocks completely or partially located inside the noted radius.

