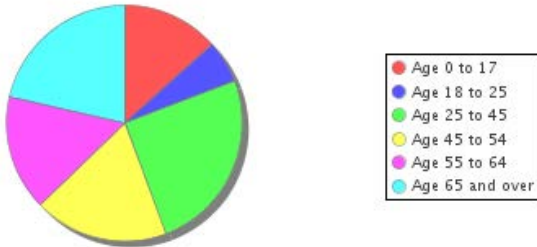




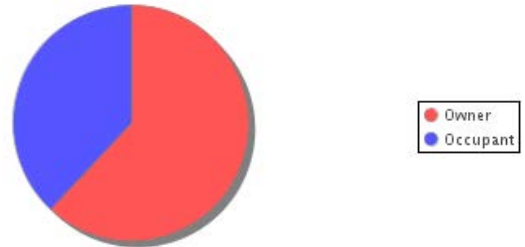
Demographic Overview For A 1 Mile Radius from Subject Property\*

Persons	31,322	Families	7,231
Households	16,274	Persons Per Household	1.9
Percent Children	13.48 %		

Age Distribution



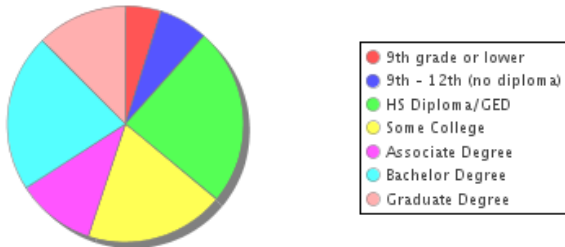
Occupancy - Rent vs Own



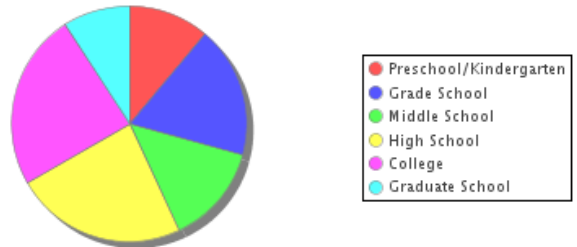
Source: 2010 Census / US Census Bureau

House Median Year Built	1968	Per Capita Income	\$48,329
Average Home Value	\$382,865	Average Household Income	\$64,313
Average Rent	\$1,229		

Education Attained



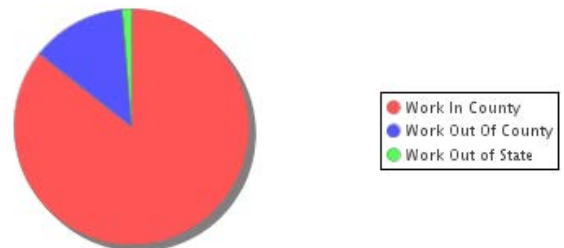
Education - Current Enrollment



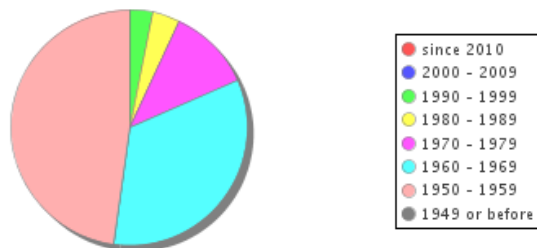
Family Type



Place Of Employment



Year Built Distribution



Occupation



Source: 2018 American Community Survey, 5 year estimates / US Census Bureau

\*Includes all data from census blocks completely or partially located inside the noted radius.

