



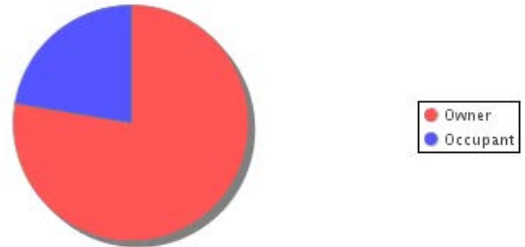
Demographic Overview For A 1/4 Mile Radius from Subject Property\*

Persons	9,620	Families	2,639
Households	3,973	Persons Per Household	2.4
Percent Children	21.31 %		

Age Distribution



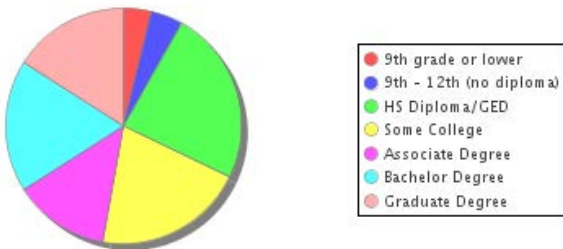
Occupancy - Rent vs Own



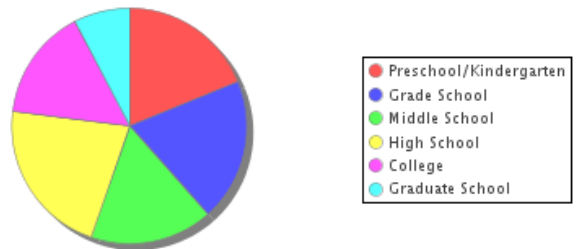
Source: 2010 Census / US Census Bureau

House Median Year Built	1975	Per Capita Income	\$36,842
Average Home Value	\$294,933	Average Household Income	\$80,688
Average Rent	\$1,911		

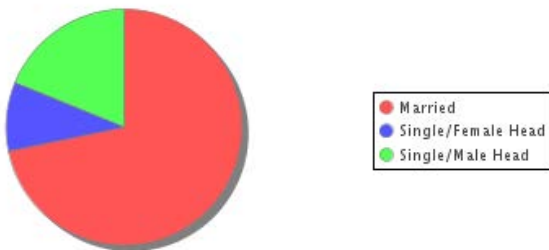
Education Attained



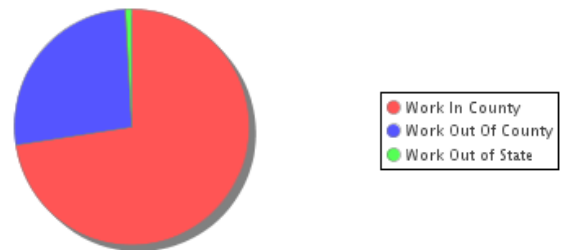
Education - Current Enrollment



Family Type



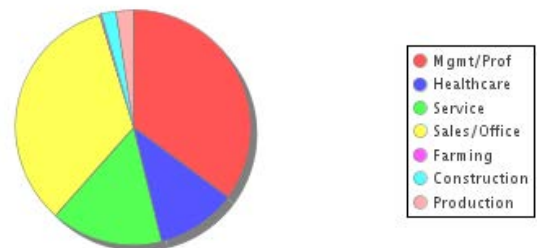
Place Of Employment



Year Built Distribution



Occupation



Source: 2018 American Community Survey, 5 year estimates / US Census Bureau

\*Includes all data from census blocks completely or partially located inside the noted radius.

